

Patz

1200 Series Trailer Single Screw Vertical Mixers

Partners in Progress Since 1948


Mixing Performance You Can Bank On!

Ask for a demo!



- Featuring cupped flighting, the Multi-Angle Top Vortex™ Screw promotes fast blending of a consistent TMR without damaging feed!
- Thorough, consistent ration, regardless of batch size!
- Fast discharge with superior cleanout!
- 420-690 cu. ft. (11.8-19.5 m³) mixing capacities.
- Engineered with few moving parts for low maintenance!

Vortex™ Screw mixes quickly without compromising feed quality!



"The (Vortex™) Screw mixes fast and is very consistent. The ration is very well-mixed in a shorter period of time."

-WI Dairyman, 400 head

Experience time, labor, fuel, & feed savings!

Patz

FEEDINGSOLUTIONS

Partners in Progress Since 1948

SEEING IS BELIEVING!

Contact your local
Patz Mixer Dealer for a
demo or more information!

**FLEXIBLE PAYMENT
PLANS AVAILABLE.
ASK FOR DETAILS.**





1200 Series Single Screw Vertical Mixers

Raise Mixing Efficiency to New Heights!

Experience what others already know...

Patz 1200 Series Vertical Mixers Save Time, Labor, Fuel, & Feed!



Ask for a demo!


"It (1200 Series) does a great job processing all of my ingredients, including round bales & alternative energy sources – pizza crusts, dried whey, & beet pulp."

- WI Dairyman



"We've noticed that our intakes have gone up about 10-15 percent, and our components have gone up around 10 points as well."

- ON Dairyman



"This is our first TMR. The Patz cuts the hay up so nice you can pick it up in handfuls. We don't have problems with twisted stomachs now, and the cows clean up the feed with no waste. We have great cleanout and can use the Patz to grind straw for bedding."

- IA Dairyman

Patz Vertical Mixers Deliver Proven Performance You Can Count On!

- Process a wider variety of ingredients, including less expensive alternative feeds!
- Handle round & square bales, wet or dry!
- Thorough, consistent ration, regardless of batch size.
- Ability to mix small batches for special needs or pre- and post-fresh groups!
- Palatable, well-blended TMR minimizes sorting – reduces refusals and feed waste!
- Mix and unload fast with superior cleanout – saves time & fuel!



SEEING IS BELIEVING!

Visit www.patzcorp.com to read the complete versions of these Customer "Success Stories" & more!

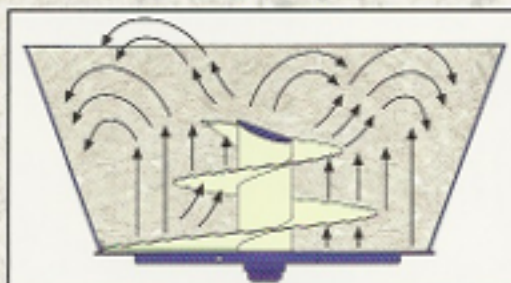
Patz Vertical Mixers provide a true, consistent TMR!



The Patz Vertical Mixer combines large volumes of assorted material for a uniform mixed ration. Using the large vertical **Vortex™** Screw, the ration is combined quickly and efficiently without crushing the ingredients.

Feed is pulled away from the bottom of the mixer walls by the specially designed **Vortex™** Screw, allowing more material to fall as the screw rapidly lifts the feed. The continuous lifting and falling action creates a thoroughly blended mixture of ingredients within a few minutes.

After mixing, the **Vortex™** Screw moves the TMR to the discharge area where it quickly exits the mixer for distribution.



"We had mix samples and shaker box tests taken. They were very consistent, and the particle size was right on."

- IA Dairyman

Optional Features

Customization options to meet your needs.



Side Door Conveyor Discharge Packages

Side doors can be equipped with a chain conveyor discharge with collapsible steel sides. Choose hydraulic or manual operation when ordering. Side discharge conveyors are 36" wide with choice of 36" or 54" lengths.

Front Door Conveyor Discharge Packages



Trailer mounted front door conveyor



Tub mounted front door conveyor

Discharge conveyor for front door opening can be trailer mounted (feed not weighed on conveyor) or tub mounted (feed weighed on conveyor). Choice of fixed or sliding flat conveyors with right-hand, left-hand, or reversible discharge. Flat with incline and fixed incline conveyors with right-hand or left-hand discharge also available.

Rear Commodity Door

- Pre-mix commodities once & empty into a storage bin.
- Back mixer into narrow spaces for emptying.
- Streamline mixing process to allow more time for other tasks.



Tungsten/Carbide Edged Knives

Add knives to cut up long stemmed material.

21-1/2" tungsten/carbide edged hardened knives extend approx. 8" perpendicular to screw flighting. 12" knives are also available.

DIG IN with the RAPTOR™!

Engineered to complement our standard knives, the **RAPTOR™** knife features a forward-facing design to dig in, hook, & cut bales faster and more aggressively. Built to last with AR steel, the **RAPTOR™** knife is ideal for high-hay rations including large round or square bales and/or baleage. Choice of three sizes. *Patent pending.



Rubber Side Extensions

9-1/4" high and add additional mixing capacity.



Hay Retainer

Bolted to the top of the mixer tub, a hay retainer helps guide dry hay inside the tub during mixing. Choice of chain or pipe hay retainer.



Discharge Magnet

Help protect your livestock investment with a discharge magnet(s) to remove traces of metal from the ration.



Sensor Activated Hour Meter

Monitors machine run time (not road travel time) for preventive maintenance purposes.



Protect what matters with a Tub Mounted Magnet*!



Exclusive to Patz!



Incased in stainless steel, this magnet is mounted into the tub wall on a hinged assembly for effective removal of tramp metal from rations. *Patent pending.

Actual tramp metal removed from magnet.



Electronic Scales & Extension Arm

Increase your profits by accurately weighing feed ingredients with a **dinamica generale®**, **Weigh-Tronix®**, or **Digi-Star®** scale. Easy-to-use, programmable electronic scales allow precise formulations.

Optional indicator extension arm improves viewing when loading from right or left side by extending the indicator an additional 15" from viewing platform.



Display available in red or black.

Simple, Durable Design

Standard features of the Patz 1200

Available with
mixing capacities from
420-690 cu. ft.



- 1 Downward angled ribs on door provide increased structural strength and prevent feed buildup. Door wedge located at bottom corner of front door opening.
- 2 Convenient support rod to hold up the PTO guard when mounting PTO shaft or changing a shear bolt.
- 3 Includes bolt-in adjustable clevis hitch, safety chain and hitch pin.
- 4 Swivel mount jackstand has an 8,000 lb. capacity.
- 5 Underslung "A" frame (over/under) design provides 16" of support at the point where forces are greatest and allows for a shorter turning radius. This frame design gives added strength in load carrying capacity and load turning strength.
- 6 Discharge conveyor for optional front door opening can be trailer mounted (feed not weighed on conveyor) or tub mounted (feed weighed on conveyor). Choice of fixed or sliding flat conveyors with right-hand, left-hand, or reversible discharge. Flat with incline and fixed incline conveyors with right-hand or left-hand discharge also available. Flat with incline conveyor offered in 41", 66", and 84" lengths. Hydraulic ram is located on side of conveyor for 41" length option (pictured).
- 7 Only one oil reservoir is needed to maintain oil level in the entire unit (dipstick under cap).
- 8 The top ring/bucket guard is reinforced with 3/8" thick plate to provide extra strength and protect from damage while loading! Pre-drilled to accept optional hay retainer or rubber extensions.
- 9 Sidewalls are constructed of 1/4" steel for longer life. Overlap design provides added strength to tub sidewalls.
- 10 420 cu. ft. size is only 97" high for easy loading.

Some variations may apply to standard and optional equipment for each unit size.
Please refer to specifications page for more information.

PatZ for Peace of Mind.

Series Single Screw Vertical Mixer.



- 11 Multi-Angle Top **Vortex™** Screw mixes quickly without compromising feed quality. Constructed of welded steel with 5/8" cupped flighting. Pre-drilled to accept knives.
- 12 A 3/4" floor plate provides the solid base on which the mixer is constructed. A 3/4" sub floor plate is welded to the bottom of the floor plate, providing a 1-1/2" base for mounting the planetary. For additional strength and stability, 1/2" reinforcement bars are welded to the bottom.
- 13 Includes 5-year prorated planetary gearbox warranty.

- 14 Dual truck tires provide smooth transport over rough terrain.
- 15 Reversible restrictors/bale grippers are located on front left and right rear of tub. Adjust in or out as desired to control the flow of forages inside. Longer forages can be processed faster by setting restrictors farther in.
- 16 Tail lights with 7-pin connector are recessed into back channel for added protection from accidental damage.
- 17 Features four weigh bars with grease zerks for easy servicing.
- 18 Safely view ration mixing from front viewing platform, providing left and right access.

Your local certified PatZ Mixer Dealer is your Partner in Progress!

- Be sure you choose the appropriate mixer that is well-equipped to handle your current and future production needs.
- Your knowledgeable PatZ Mixer Dealer can recommend the right sized mixer and options to improve your overall herd health and production goals today and pave the way for the goals you set tomorrow!
- Rest assured that your certified PatZ Mixer Dealer has the knowledge and training to provide you with excellent service long after the sale!



1200 Series Trailer Single Screw Vertical Mixer Specifications

The name farmers have entrusted for feeding solutions since 1948!

Call for stationary or truck mount details!

	U/M	420	500	615			
CAPACITY							
Mixing	ft ³ (m ³)	420 (11.8)	500 (14.2)	615 (17.4)			
w/extension	ft ³ (m ³)	490 (13.9)	575 (16.3)	690 (19.5)			
UNIT							
Empty Wt.	lb (kg)	9,500 (4,309)	9,980 (4,527)	10,475 (4,751)			
Max. Load @ 25#/cu. ft.	lb (kg)	10,500 (4,763)	12,500 (5,670)	15,375 (6,974)			
Max. Gross Wt.	lb (kg)	20,000 (9,072)	22,480 (10,197)	25,850 (11,725)			
No. of Screws (see options below)		1	1	1			
Overall Length	in (m)	220 (5.6)	223-3/4 (5.7)	228 (5.8)			
Overall Height	in (m)	97 (2.5)	106 (2.7)	119 (3)			
Overall Width	in (m)	109 (2.8)	109 (2.8)	109 (2.8)			
Screw Flighting Thickness	in (mm)	5/8 (16)	5/8 (16)	5/8 (16)			
Floor Thickness	in (mm)	3/4 (19)	3/4 (19)	3/4 (19)			
Sidewall Thickness	in (mm)	1/4 (6)	1/4 (6)	1/4 (6)			
Minimum PTO Horsepower*		85	90	110			
Viewing Platform		Access From Right and Left Sides					
Scale System		4-Point	4-Point	4-Point			
No. of Tires		4	4	4			
Tire Size		245 70R 19.5 Tubeless Truck Tire					
Operating Speed (RPM)		540 or 1000	1000	1000			
DOOR OPENINGS		Front/Rear	Side	Front/Rear	Side	Front/Rear	Side
Height	in (mm)	26 (660)	39 (991)	30 (762)	39 (991)	30 (762)	39 (991)
Width	in (mm)	42 (1,067)	34 (864)	42 (1,067)	34 (864)	42 (1,067)	34 (864)
Discharge		Various discharge packages available. See Dealer for details.					
Ground Clearance		Varies with discharge selected.					
OPTIONS		Choose One Type of Screw for Your Mixing Needs.					
†Vortex™ Vertical Mixer Screw (not included in basic unit) Single or Dual Kicker							
Maximum No. of Knives+		7		9		9	
2-Speed Drive Pkg.		Opt.		Opt.		Opt.	
Rubber Side Extensions		Opt.		Opt.		Opt.	
Hay Retainer		Opt.		Opt.		Opt.	
Discharge Chute w/ or w/out Magnet		Opt.		Opt.		Opt.	
Discharge Conveyor(s)		Various Opt.					
Tub Mounted Magnet†		Opt.		Opt.		Opt.	
Rear Commodity Door		Opt.		Opt.		Opt.	
Indicator Extension Arm		Opt.		Opt.		Opt.	
Wide Selection of Indicators		dinamica generale®, Weigh-Tronix® or Digi-Star®					
Camera Package		Opt.		Opt.		Opt.	
Battery Mount		Opt.		Opt.		Opt.	
Hour Meter		Opt.		Opt.		Opt.	
Ladder		Opt.		Opt.		Opt.	

* Minimum PTO horsepower requirement is for continuous run. Starting the mixer under load will require higher PTO horsepower.

† Patent pending.

+ Quantity varies with material in the ration and processing time.



CAUTION: Never operate Patz equipment without all shields and guards in place. **Safety is No Accident.** Before operating any piece of equipment, be sure to read and understand the operator's manual. This manual should be kept with the machine at all times.

Additionally, make sure all safety shields and devices are functioning properly and are securely in place.

Specifications and prices subject to change without notice.

